

# Investment in State Postsecondary Education

What Do Students Pay? What Do States Pay?

And What Should Each Expect In Return?



Texas

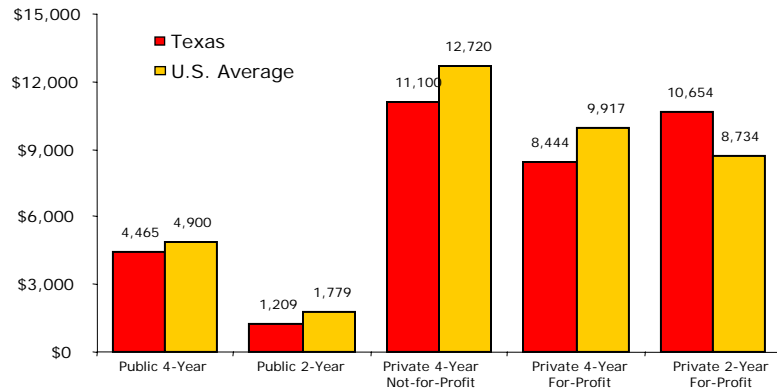
Created by the National Center for Higher Education Management Systems (NCHEMS) with  
Support from the National Postsecondary Education Cooperative (NPEC)

# Student Investment in Postsecondary Education

Texas

## What Do Texas Students Pay Relative to the U.S. Average?

Net Undergraduate Tuition and Fees\* In Texas Compared to the U.S. Average, by Sector for 2002-03

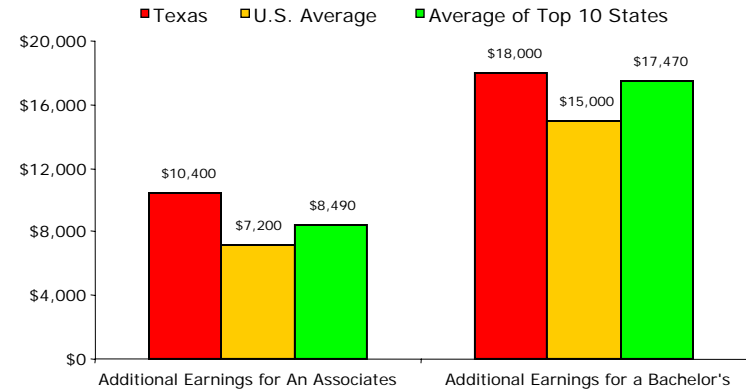


\*Net undergraduate tuition and fees includes tuition, fees, and other expenses for a full-time resident freshman minus the total of all federal, state and institutional grant aid for the academic year. Room and board costs are not included even though some portion of the total grant aid could be used to defray room and board expenses.

Source: NCES, IPEDS Institutional Characteristics Survey and Student Financial Aid Survey, 2002

## How Much More Do College Graduates Earn in Texas Relative to High School Graduates?

Difference in Median Annual Earnings Between College Graduates and High School Graduates in Texas vs. the U.S. and the Top 10 States (18 to 64 Year Olds) for 2000

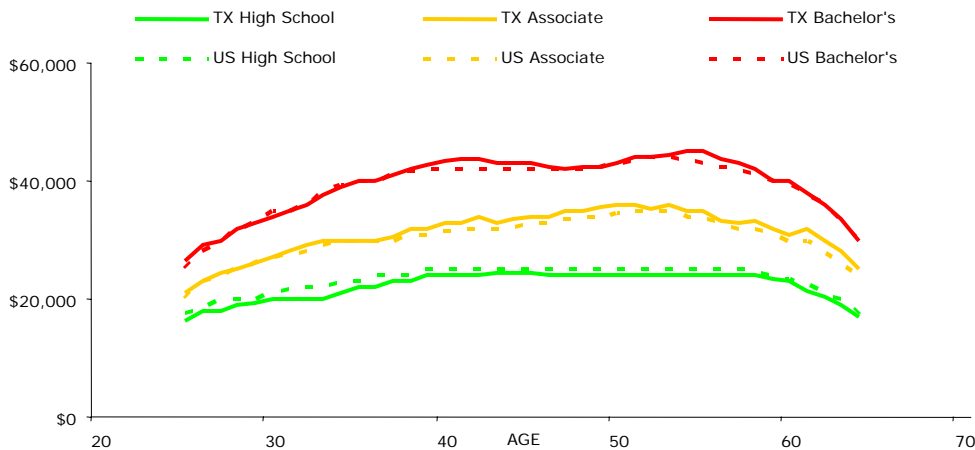


Note: The top ten states are different for each degree level.

Source: U.S. Census Bureau, 2000 Census 5% Public Use Microdata Samples

## What are Texas' Annual Earnings Relative to the U.S. Average?

Median Annual Earnings (Ages 25 to 64) by Degree-Level and Age

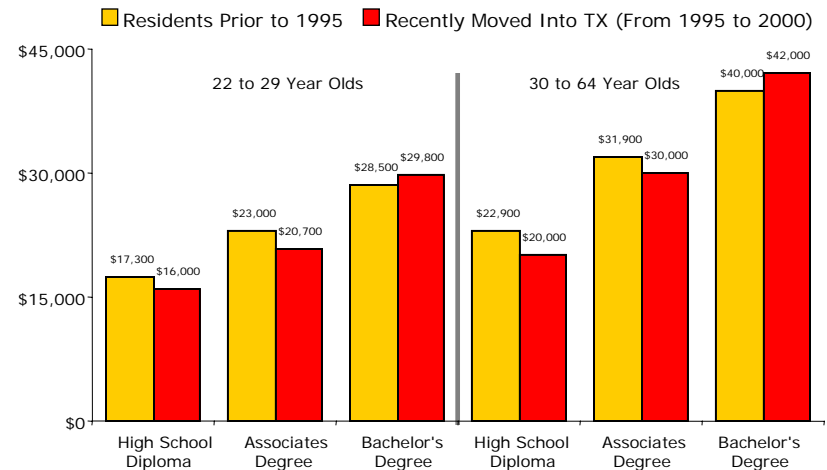


Note: Data for determining differences in earnings for public vs. private college graduates are not available.

Source: U.S. Census Bureau, 2000 Census 5% Public Use Microdata Samples

## How Do the Earnings for Long-Term Texas Residents Compare to Those Who Move In From Out-of-State?

Median Annual Earnings for Texas Residents Prior to 1995 Compared to Those Who Moved In from Out-of-State (from 1995 to 2000) by Degree-Level and Age-Group

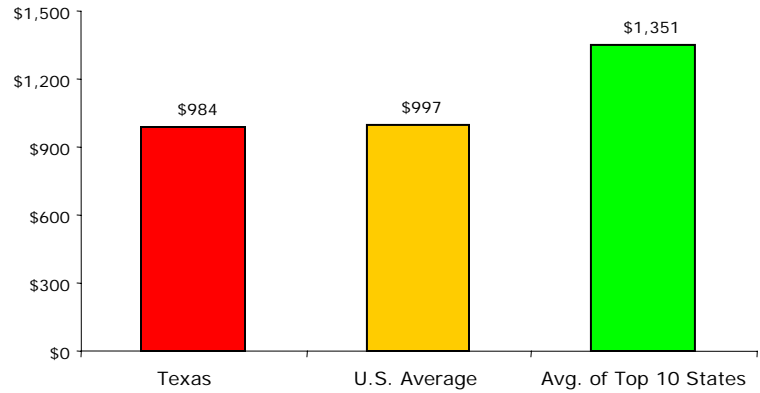


Source: U.S. Census Bureau, 2000 Census 5% Public Use Microdata Samples

# State Investment in Postsecondary Education

## What Does Texas Invest In Postsecondary Education Relative to the Eligible Population 18 to 44 Years Old?

State Appropriations for Postsecondary Education\* Per Resident 18 to 44 with a High School Diploma or Some College (but No College Degree) for 2003-04

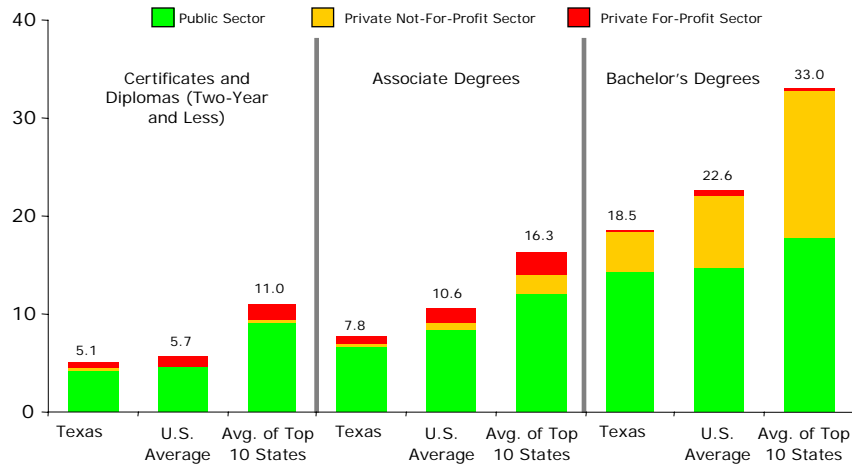


\* State appropriations include all state funds appropriated for state grant financial aid and exclude state funds targeted for research, agriculture, and medicine.

Sources: State Higher Education Executive Officers (SHEEO), US Census Bureau - 2000 Census

## How Many Undergraduate Credentials Are Awarded Relative to the Eligible Population 18 to 44 Years Old?

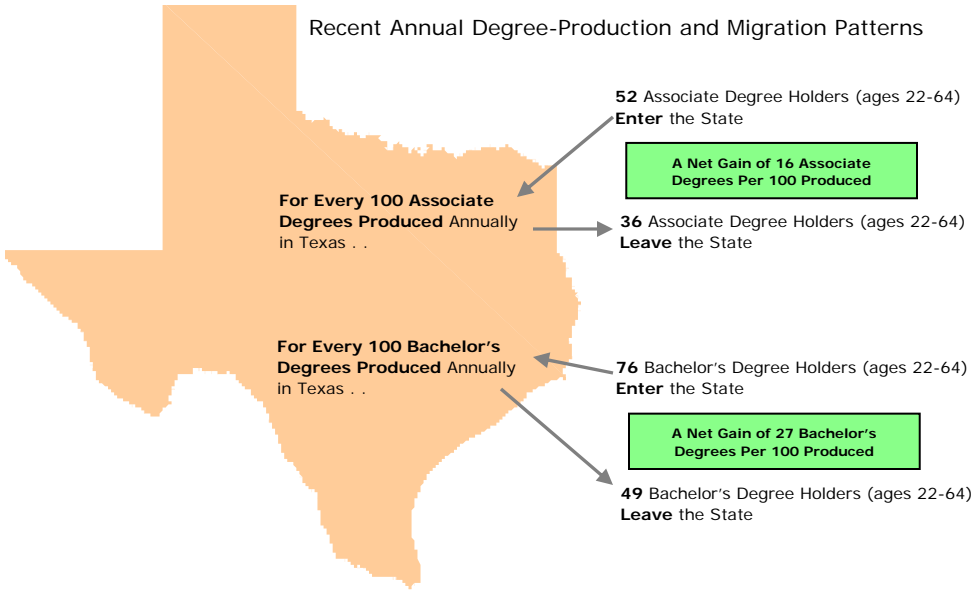
Credentials Awarded Per 1,000 Residents 18 to 44 with a High School Diploma or Some College (but No College Degree) for 2002-03



Note: The top ten states are different for each degree level. States that are large net-importers of students can produce larger numbers of degrees relative to the eligible populations. For more information regarding the migration of students see [www.higheredinfo.org](http://www.higheredinfo.org)

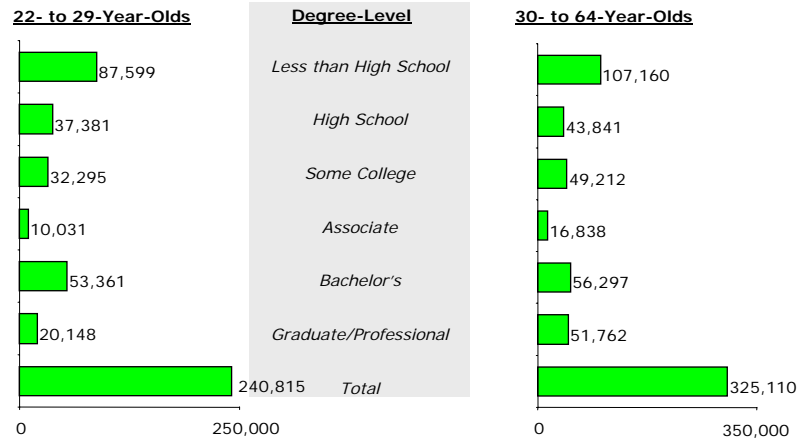
Sources: NCES, IPEDS Completions Survey (2002-03), U.S. Census Bureau 2000 Census

## Is Texas Benefiting from the Migration of College Graduates?



Sources: NCES IPEDS Completions Survey (3-year average degree production from 2001 to 2003), US Census Bureau (2000 5% Public Use Microdata Samples)

## Net Gain or Loss By Degree-Level and Age-Group (1995 to 2000)



Note: Net "gain or loss" is the number of in-migrants minus the number of out-migrants  
 Source: U.S. Census Bureau, 2000 Census 5% Public Use Microdata Samples

# Texas Summary

- The majority of Texas students pay less for tuition and fees than the U.S. average – with the exception of those attending private two-year for-profit institutions.
- After attaining their degrees, the increase in earnings (over a high school diploma) for associate and bachelor's degree-earners is above the U.S. average and the average of the top ten states.
- Long-term Texas residents with a high school diploma or an associate degree earn more on average than those who recently moved in from out-of-state. However, long-term residents with bachelor's degrees earn less on average than residents who recently moved in from out-of-state.
- Texas' investment in postsecondary education relative to its population 18 to 44 with a high school diploma or some college but no degree (the majority of residents ready to enter postsecondary education or complete degrees) is slightly below the U.S. average.
- Relative to the same population, Texas' postsecondary education system awards fewer undergraduate credentials at all levels than the U.S. average and the average of the top ten states.
- Texas benefits from the in-migration of college-educated residents. However, it also experiences a large net in-migration of less-educated residents (those with less than a high school diploma or a high school diploma but no college).

Note: This analysis does not include measures for each state's K-12 system and their success in preparing residents for college (e.g., high school test scores and graduation rates). It also does not include state investment and performance in postsecondary education research. For more information on how well states do on these and many other measures, see [www.higheredinfo.org](http://www.higheredinfo.org).