

Investment in State Postsecondary Education

What Do Students Pay? What Do States Pay?

And What Should Each Expect In Return?



Colorado

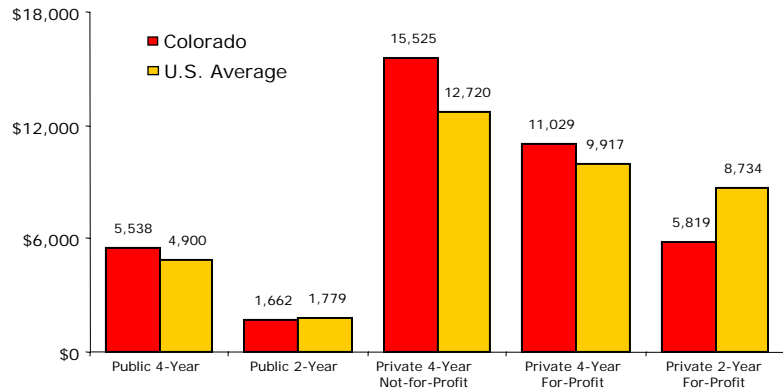
Created by the National Center for Higher Education Management Systems (NCHEMS) with
Support from the National Postsecondary Education Cooperative (NPEC)

Student Investment in Postsecondary Education

Colorado

What Do Colorado Students Pay Relative to the U.S. Average?

Net Undergraduate Tuition and Fees* In Colorado Compared to the U.S. Average, by Sector for 2002-03

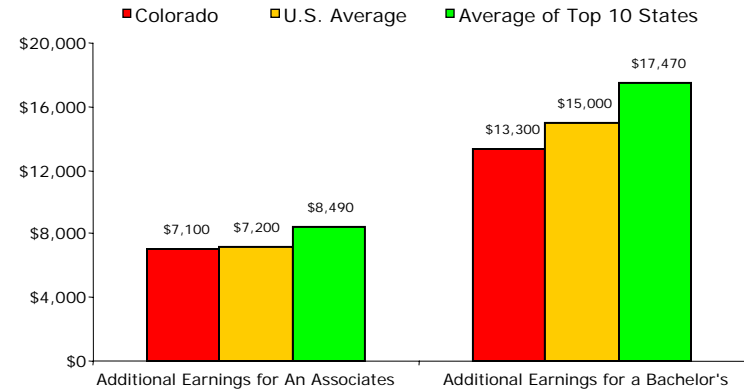


*Net undergraduate tuition and fees includes tuition, fees, and other expenses for a full-time resident freshman minus the total of all federal, state and institutional grant aid for the academic year. Room and board costs are not included even though some portion of the total grant aid could be used to defray room and board expenses.

Source: NCES, IPEDS Institutional Characteristics Survey and Student Financial Aid Survey, 2002

How Much More Do College Graduates Earn in Colorado Relative to High School Graduates?

Difference in Median Annual Earnings Between College Graduates and High School Graduates in Colorado vs. the U.S. and the Top 10 States (18 to 64 Year Olds) for 2000

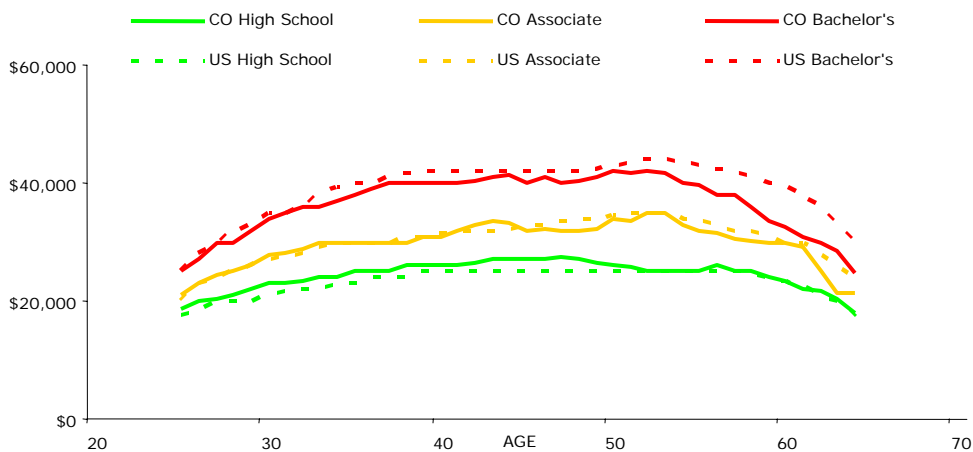


Note: The top ten states are different for each degree level.

Source: U.S. Census Bureau, 2000 Census 5% Public Use Microdata Samples

What are Colorado's Annual Earnings Relative to the U.S. Average?

Median Annual Earnings (Ages 25 to 64) by Degree-Level and Age

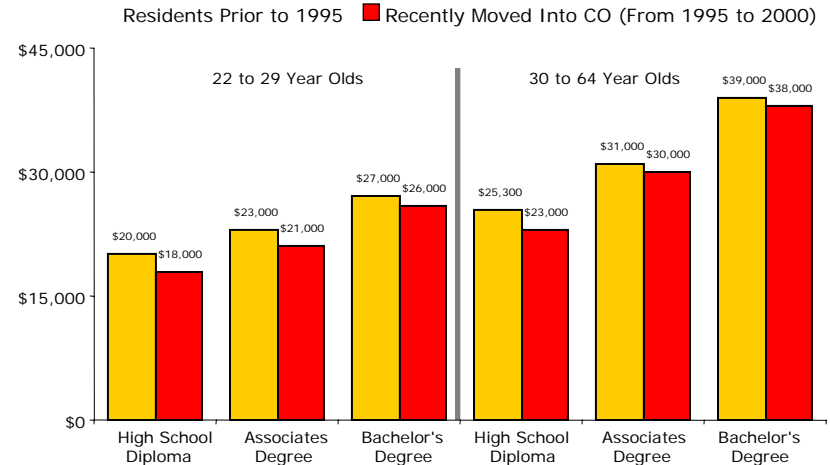


Note: Data for determining differences in earnings for public vs. private college graduates are not available.

Source: U.S. Census Bureau, 2000 Census 5% Public Use Microdata Samples

How Do the Earnings for Long-Term Colorado Residents Compare to Those Who Move In From Out-of-State?

Median Annual Earnings for Colorado Residents Prior to 1995 Compared to Those Who Moved In from Out-of-State (from 1995 to 2000) by Degree-Level and Age-Group



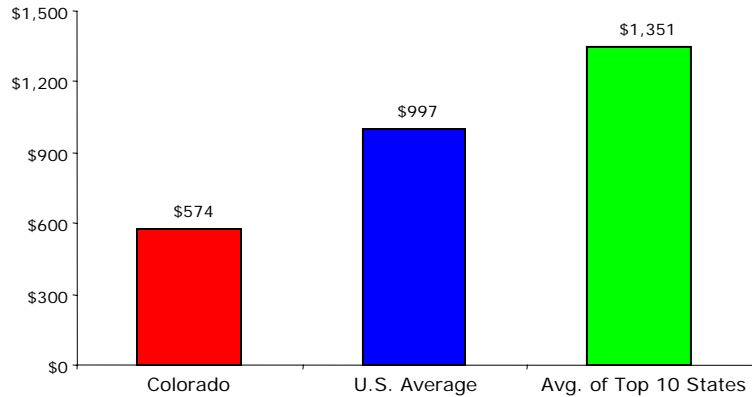
Source: U.S. Census Bureau, 2000 Census 5% Public Use Microdata Samples

State Investment in Postsecondary Education

Colorado

What Does Colorado Invest In Postsecondary Education Relative to the Eligible Population 18 to 44 Years Old?

State Appropriations for Postsecondary Education* Per Resident 18 to 44 with a High School Diploma or Some College (but No College Degree) for 2003-04

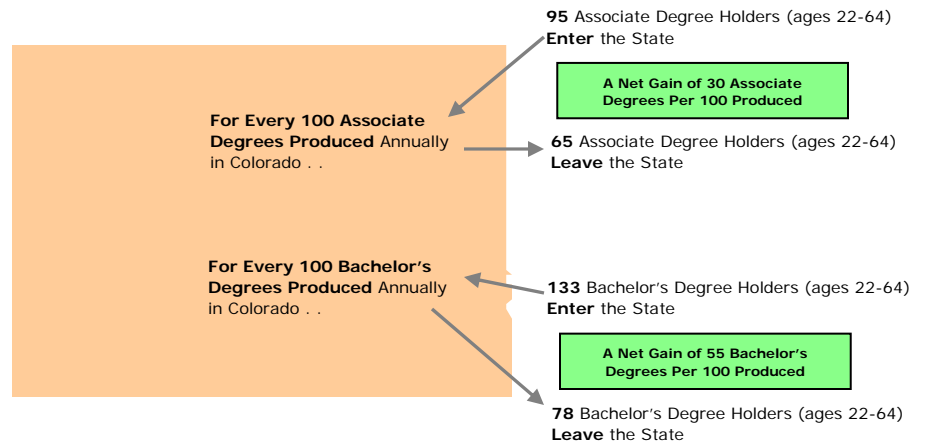


* State appropriations include all state funds appropriated for state grant financial aid and exclude state funds targeted for research, agriculture, and medicine.

Sources: State Higher Education Executive Officers (SHEEO), US Census Bureau - 2000 Census

Is Colorado Benefiting from the Migration of College Graduates?

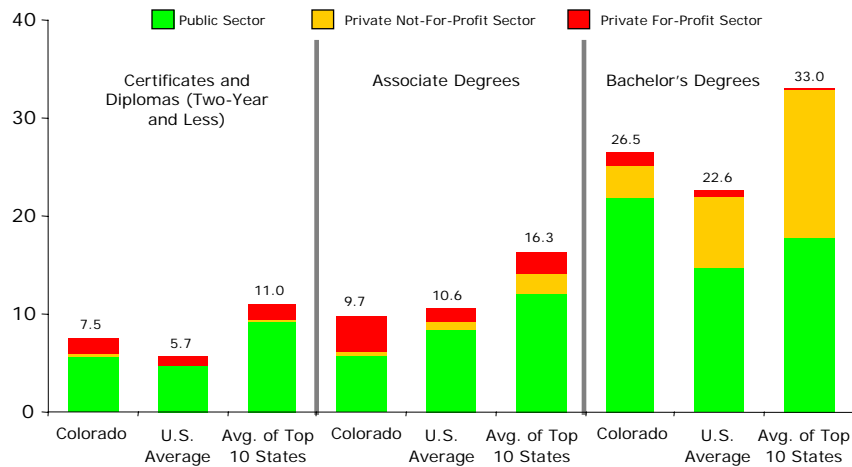
Recent Annual Degree-Production and Migration Patterns



Sources: NCES IPEDS Completions Survey (3-year average degree production from 2001 to 2003), US Census Bureau (2000 5% Public Use Microdata Samples)

How Many Undergraduate Credentials Are Awarded Relative to the Eligible Population 18 to 44 Years Old?

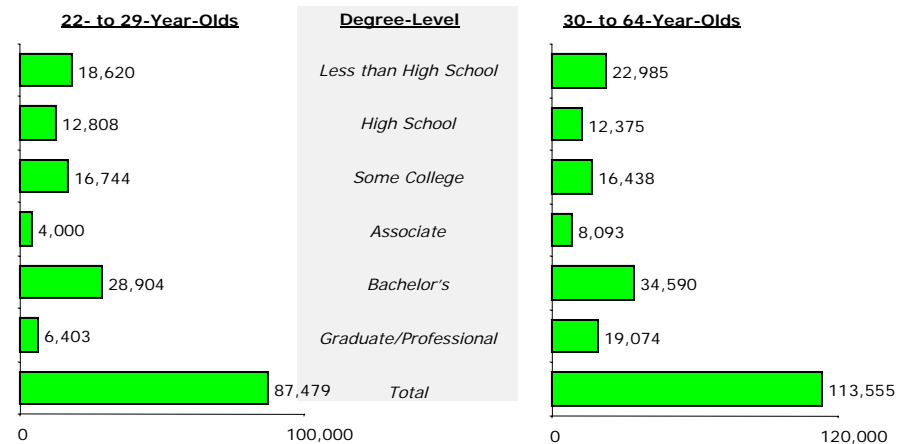
Credentials Awarded Per 1,000 Residents 18 to 44 with a High School Diploma or Some College (but No College Degree) for 2002-03



Note: The top ten states are different for each degree level. States that are large net-importers of students can produce larger numbers of degrees relative to the eligible populations. For more information regarding the migration of students see www.higheredinfo.org

Sources: NCES, IPEDS Completions Survey (2002-03), U.S. Census Bureau 2000 Census

Net Gain or Loss By Degree-Level and Age-Group (1995 to 2000)



Note: Net "gain or loss" is the number of in-migrants minus the number of out-migrants

Source: U.S. Census Bureau, 2000 Census 5% Public Use Microdata Samples

Colorado Summary

- Colorado students pay more than the U.S. average for tuition and fees at public four-year and private four-year not-for-profit and for-profit institutions, and less than the U.S. average at public two-year and private two-year for-profit institutions.
- After attaining their degrees, the increase in earnings (over a high school diploma) for associate and bachelor's degree-earners is below the U.S. average and the average of the top ten states.
- Long-term Colorado residents earn more on average than those who recently moved in from out-of-state – at the high school, associate, and bachelor's levels.
- Colorado's investment in postsecondary education relative to its population 18 to 44 with a high school diploma or some college but no degree (the majority of residents ready to enter postsecondary education or complete degrees) is below the U.S. average.
- Relative to the same population, Colorado's postsecondary education system awards more certificates and diplomas, and bachelor's degrees than the U.S. average but fewer than the average of the top ten states. It awards fewer associate degrees than the U.S. average and the average of the top ten states.
- Colorado benefits from the in-migration of college-educated residents. However, it also experiences a large net in-migration of less-educated residents (those with less than a high school diploma or a high school diploma but no college).

Note: This analysis does not include measures for each state's K-12 system and their success in preparing residents for college (e.g., high school test scores and graduation rates). It also does not include state investment and performance in postsecondary education research. For more information on how well states do on these and many other measures, see www.higheredinfo.org.